
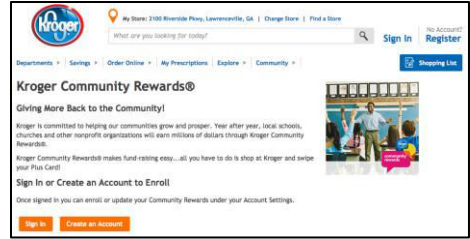
 **Kroger Community Rewards - Sign Up Instructions:**


1. Have your Kroger Plus card ready and navigate to:  
<https://www.kroger.com/communityrewards>

2. If you already have a Kroger Account, click 



If you don't have an account, click  and follow the instructions to create a new account.

3. Once you're signed in, from the **Account Summary** page, scroll down to the **Community Rewards** section and select 

4. Enter OMPA's NPO number **28977** or name and select 

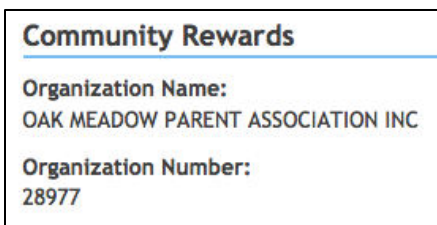
5. Click on the circle next to our name and then click **Enroll**.

Organization Name	Address	Number
<input checked="" type="radio"/> OAK MEADOW PARENT ASSOCIATION INC	2145 COLLINS HILL RD, LAWRENCEVILLE GA, 30043	28977

Click 'Enroll' to complete your enrollment.



6. You should now see OMPA's information under the Community Rewards section of your Account Summary.



**Remember!**

You have to swipe your registered Kroger Plus card or enter the phone number you have listed on your account for every purchase in order for OMPA to receive the Community Reward.

**Don't know your Kroger Plus Card Number?**

Call 800-576-4377, select option 4 to get your Kroger Plus card number.

*\*\*If you need to get a Kroger Plus card, they are available at the customer service desk at any Kroger.\*\**